

All Rights Reserved

Materials and specifications are subject to change without notice. Featured machines in photos may include additional equipment. See your XCMG dealer for available options.



Hydraulic Excavator  
**XE155ECR**



**XCMG European Sales & Services GmbH**

Add: Europark Fichtenhain B 4, 47807 Krefeld, Deutschland

Tel: +49 (0) 2151 8209 351  
Fax: +49 (0) 21 51-82 09-499  
E-mail: Europe@xcmg.com

[www.xcmg.com](http://www.xcmg.com)

**XUZHOU CONSTRUCTION MACHINERY GROUP IMP. & EXP. CO., LTD**

Add:NO.1, Tuolanshan Road, Xuzhou Economic Developing Zone,  
Jiangsu,China 221004

Tel: +86 (0) 516 8773 9228  
Fax: +86 (0) 516 8773 9230  
E-mail: Europe@xcmg.com

Rated Power:90 kw  
Operating Weight: 16.6-16.85t  
Standard Bucket Capacity: 0.32-0.7m<sup>3</sup>





## INTRODUCTION OF XCMG

Founded in 1943, XCMG is a multinational corporation with the most comprehensive range of competitive, influential products in the construction machinery industry. Our business covers eight key areas: construction machinery, heavy trucks, mining machinery, sanitation machinery, machinery components, construction, finance, and the ICT industry.

XCMG has established a global R&D network with a total of six centers in China, the US, Germany, Brazil and India, with China national technology center at its core. In addition to a number of manufacturing bases in China, the US, Germany, the Netherlands, Poland, Austria, Brazil, India, and Uzbekistan, we possess two complete machine brands (XCMG, Schwing), and several component brands including FT, AMCA. It is the strength of this global R&D network and manufacturing operations that has made XCMG the industry leading global construction equipment manufacturer that it is today.

For more than 30 years, XCMG has been sowing the seeds of overseas development as the No. 1 exporter in China's construction machinery industry. Today, we have 42 branches and offices, 315 distributors, 526 contractors in 188 countries and regions worldwide and are still growing rapidly.

## XCMG IN EUROPE

Since its foundation in 2012, XCMG is gradually establishing a complete network including: R&D department, local distribution, supply chain management and an integrated customer services and training centre. Nowadays, with 4 branches, XCMG has 178 multinational employees in Europe, of which more than 50% are R&D engineers:

**ERC: XCMG European Research Center GmbH**

**EPC: XCMG European Purchasing Center GmbH**

**ESS: XCMG European Sales and Services GmbH**

Our local professional R&D team and cutting-edge innovation platform guarantee that our products are carefully crafted to the smallest detail according to the diverse needs of European customers.



XCMG XE155ECR builds on its reputation from the previous series based on the quality, reliability and durability. The enhancements deliver the best in class fuel efficiency while not compromising on power – reducing emissions and consumption, while increasing productivity.

If you are looking to get your work done with a durable brand you can trust – and be backed by unmatched support – look no further than our XE155ECR. It simply makes business sense – as well as an efficient & comfortable work environment.

► **RELIABILITY:**

Even in the harshest conditions, XCMG has made its aim to build long lifetime products. XCMG has already a long relationship with the best component suppliers in the world. Cummins engines, Kawasaki KPM hydraulic pumps, main control valve and swing motor, High quality travel motors guarantee you the best performance. Oversized cylinders in combination with long-life reinforced pins, polymer shims & bushings ensure best performance with unchanged durability.

► **PRODUCTIVITY AND EFFICIENCY:**

Strong and unmatched bucket and arm digging forces give XE155ECR the opportunity to fulfil the most challenging tasks on your jobsite with excellent productivity and efficiency.

► **SAFETY SOLUTIONS:**

Rear camera, side camera (optional) and large side mirrors, powerful LED lighting, anti-slip steps and platforms. Guard rails for accessing safely the upper structure. The ROPS (Roll Over Protective Structure) & OPG (Operator Protective Guard) cabin ensures the operator safety.

► **VERSATILITY:**

Different types of booms, arm sizes, buckets are available to efficiently carry out any task your business requires.

► **ATTACHMENTS CONTROL:**

The self-developed multi-functional machine and attachment intelligent control system is supporting operations such as crushing, demolition, compacting, milling, hoisting and many more. The system supports the operator in an easy way in the most demanding and complicated tasks.

► **COMFORTABILITY:**

The new modernized generation cab has the spacious space, improving control ergonomic, with low noise & vibration levels and excellent all-round visibility. Fully adjustable heated air suspension seat, air conditioning with climate control as standard.

► **CONTROLLABILITY:**

7 attachment & 3 power modes, proportional control, user-friendly 8" TFT LCD colour monitor.

► **STRONG POWER:**

Exceptionally powerful and fuel efficient with high torque at low revs - the Stage V compliant Cummins B4.5 engine is equipped with Diesel Particulate Filter (DPF) and associated regeneration system for less emissions.

► **ADVANCED FILTRATION:**

Easy accessible high efficient filters & cleaners that remove all contaminations on your jobsite will protect your investment in the best possible way.

► **SIMPLE AND EASY MAINTENANCE:**

Easy access to all compartments. Maintenance data & signs are directly available from monitor.

► **UNDERCARRIAGE DURABILITY:**

The CAE designed X-shape undercarriage enables even weight distribution, increasing stability, durability and prevents damage from rock and debris.

► **Reduced tail swing radius:**

The ultra-short tail gyration radius makes it easier to work in small spaces. The XE155ECR doesn't only have a short rear radius but also a short front turning radius. In urban areas it's a great advantage when you only need 4m to turn around.






# Excellent Performance and Fuel Economy

## ► The power – do not compromise

The XE155ECR takes even the heaviest tasks with efficient, dependable performance that saves you time and money:

- Customized high-torque and high-power engines meet European Stage V emission standards; oxidation reduction technology and exhaust gas recirculation technology reduce the engine's nitrogen oxide emissions to 0.4g/kWh, significantly reducing harmful substance emissions into the atmosphere.
- The new electronic positive flow hydraulic system that has fast response and good coordination matches with the engine system in a reasonable way that minimizes fuel consumption. The non-linear power control technology is introduced into the main pump that can reduce the light-load output flow and increase heavy-load system power, Light load energy increases by 4% and heavy load efficiency increases by 3%.



### POWER MATCH TECHNOLOGY

The XE155ECR is equipped with a Cummins B4.5 engine. Famous for excellent fuel efficiency, reliability and long service life, it combines exceptional power output and high torque at low revs. Selective Catalytic Reduction (SCR) technology - combined with Diesel Particulate Filter (DPF) - ensures compliance with Stage V regulations.

If the engine is the heart of the excavator, the XICS (XCMG Intelligent Control System) is its brain - providing a perfectly synchronized communication link between the engine's ECU (Electronic Control Unit) and the hydraulic system. A CAN (Controller Area Network) system enables a constant flow of information between engine and hydraulic system, so that power is delivered exactly as needed.

### FUEL ECONOMY TECHNOLOGY

- Choice between 3 power modes and 7 attachment modes guarantees optimum performance in all conditions.
- Electronic control of fuel consumption optimizes efficiency.
- Auto-idle function can easily be ongoing after the machine has been idling for a specified time, to reduce unnecessary fuel consumption and exhaust emissions, and to lower operating costs.
- For optimum cooling, fan speed is controlled by a viscous clutch, resulting in lower fan noise & better fuel efficiency

### Easy hydraulic maintenance:

- 1000/4000 hours of hydraulic oil replacement (depending to hydraulic oil type)
- Replace hydraulic oil return filter after 500 hours
- Replacement of hydraulic oil suction filter element in 1000 hours

### Less engine service:

- 500 hours engine diesel filter replacement
- 500 hours engine oil and filter replacement
- The long service intervals guarantees limited down-time.





# First Choice for Comfort

The XE155ECR is designed to provide you with the best possible working conditions. The spacious cab allows the operator to move comfortably, to create a working environment that naturally promotes increased productivity. The pressurized cab is ISO-certified for your safety. Its spacious interior offers a fully adjustable, heated air suspension seat. Comfortably seated, you have easy access to several storage compartments and a clear all-round view of the worksite. Noise and vibration levels have been reduced, while air conditioning and automatic climate control allow you to keep working for hours on end without feeling tired.



### Ergonomic operator environment

XCMG XE155ECR is powered by industry-leading engine that save on fuel and meet the Stage V/Tier 4 F emission regulations. The variable speed cooling fan with viscous clutch makes sure that the fan is only engaged when it needed. It reduces noise, fuel consumption and wear on the engine when compared to the classic fixed fan cooling. There is also a big advantage for operator and jobsite comfort and communication. An air-suspension heated seat has been made standard. By reducing noise, cab vibration and improve operator comfort we put the operator first!

### Advanced Control technology

Ergonomic, advanced & simple-to-operate - Kawasaki's proportional joystick delivers ultra-precise & smooth control over all movements. The orientation of the roller and buttons are adjustable.

### Cabin comfort

Air conditioning with automatic climate control gives the operator a choice from 5 different working modes to regulate airflow and adjust the systems air temperature & fan speed to maintain the optimal desired temperature. Recirculated air function is also available. Bluetooth FM radio is fitted as standard and DAB radio can be ordered optional.

### Storage space

The new cab has multiple storage compartments - including hot/cool box, storage box for magazine/papers, and a cup holder.

### Cab suspension

The cab's improved new suspension system dampens vibrations and smoothen out the roughest applications you are working at.

### Quick coupler control

A standard quick coupler hydraulic system with pipelines are to exchange your attachment easily from the operator's seat. It facilitates the most common systems.



- 1 Operator's station
- 2 Ergonomic travel pedals
- 3 Heated air suspension seat
- 4 All around AC and heating
- 5 Proportional Hydraulic joystick
- 6 High quality speaker
- 7 Hammercontrol pedal
- 8 Emergency stop
- 9 Colour LCD monitor
- 10 Safety lever

## Machine interface

All machine interfaces – including joysticks, keypad, panel and larger LCD monitor – are ergonomically designed for optimum control and efficiency, resulting in increased productivity and workplace wellbeing. The switches have been simplified and climate control is now integrated into the keypad for easy adjustments.

- The new multi-function 8" TFT LCD monitor displays a comprehensive range of useful technical information, allowing you to check the machine's status and settings at a glance.
- Highly sensitive & low-effort joysticks and clear convenient controls enable you to work smooth & safely with minimum effort for increased comfort & efficiency.
- The newly adjustable proportional auxiliary functions means precise and smooth control of your attachments.
- Aux1 and Aux2 pressure and flow are easily set on the monitor

### Intelligent Monitor

The upgraded 8" TFT monitor features a day and night display and offers the user full access to the machine settings and maintenance data. Any abnormality is clearly displayed on the screen, allowing you to work safely and confident with an accurate overview of all conditions.

All important data can be directly seen from the main screen.

- |                        |                         |
|------------------------|-------------------------|
| 1. Hour meter          | 2. Eco mode             |
| 3. Travel speed (H/L)  | 4. Automatic idle       |
| 5. Power boost         | 6. Work mode            |
| 7. Mode and gear       | 8. Notification Icon    |
| 9. Camera              | 10. Time and date       |
| 11. Adblue level       | 12. Mute button         |
| 13. Main interface set | 14. Engine warning I    |
| 15. Menu               | 16. Coolant temperature |
| 17. Fuel le            | 18. Fault code          |
| 19. Fault description  |                         |



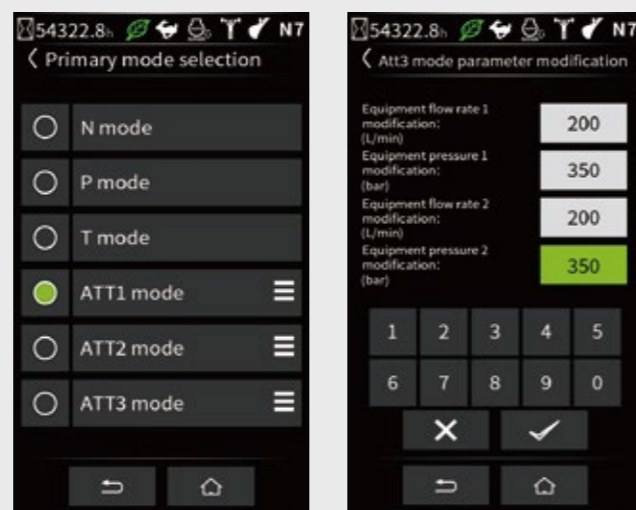
### Dynamic power management

- Activating the power boost control system increases digging & lifting force by 8.8%
- Auto-idling starts 4 seconds after all controls are returned to neutral position and will decrease fuel consumption.

### 7 Attachment modes & 3 Power modes

Deliver the needed power according to your specific application while minimizing fuel consumption.

One click mode for quick selection and more convenient operation. Visual adjustment of pressure and flow parameters for more intelligent control.





Air cleaner

To protect the lifetime of your machine a dual stage air-filter system is implemented.

## ► Designed for long-term robustness and safety

XCMG has developed one of the most rigorous strength & reliability testing procedures, XCMG E-series feature durability in the most extreme conditions and is therefore also one of the most popular brands in its home market. We continually manufacture the most durable machines to reduce cost of ownership. The robust upper frame, undercarriage structure and the front attachments show the real value in tough working environments and promise higher productivity.



### Reinforced durability of X-chassis

The X-shaped undercarriage has higher durability than demanded on the site, as proven through numerous tests including road tests and virtual simulation.

### Undercarriage durability

- The chain is composed of sealed, self-lubricating links for long-term dependability
- The track spring and idler are developed for long-lasting performance and easy maintenance
- Cast steel heavy-duty sprockets guarantee the highest resistance
- Track rollers lubricated for long-term durability

### Strengthened boom & arm

FEA Element Analysis has been used to calculate the best load distribution throughout the boom structure. To better protect the base of the arm, reinforced bars have been added and the arm center and end structure have been strengthened.

### Hi-grade (High-pressure) Hoses

The E-series uses high-pressure hoses with improved heat and pressure resistance, greatly increasing the durability of the equipment.

### Reinforced Pin, Bush and Polymer Shim

The new series improves lubricity of connecting parts between the equipment and attachments. Gaps with attachments are minimized by wear-resistant long-life pins, bushes and polymer shims, supporting the highest performance with invariable durability.

## ► Excellent serviceability

Our machines are designed for simple routine maintenance, while skilled XCMG technicians are available to provide extra support, should you need it. To get the most out of your machine, choose the package you need from a broad range of service agreements. Uptime, productivity and residual value are all maximized, making XE155ECR an economical and rewarding choice.



### Simple and easy Maintenance

- Large guard rail is installed along with anti-slip steps and plates, for safer and easier access to the upper structure
- Cab's air-conditioning filter is lockable and placed on the cab's side for easy access
- Battery cut-off switch to easily disconnect the battery or jobsite required safety measures.
- Shut-off valves on the pre-filter piping line and fuel tank drain piping make servicing easier and prevent pollution from leakage
- Engine parts can be easily reached via the top and side panels
- For extra accessibility and servicing convenience, all filters (engine oil filter, fuel pre-filter, fuel filter and pilot filter) are located in the pump compartment

### Pre-start monitoring system

The XE155ECR has a pre-start monitoring system that shows you coolant temperature, hydraulic oil temperature, and engine oil pressure, fuel levels and AdBlue® level. It will also indicate fluid and filter intervals to keep the machine in top performing condition.

### Proactive Maintenance Solutions

- Extended warranty: extended warranty covering parts, travel and service available
- Routine maintenance: your dealer will support you with routine service at regular intervals
- Genuine parts: manufactured and tested to ensure long lifetime of your machine.

### SCR & Diesel Tank

Connected to the ECU, sensors in tank detects low level of AdBlue® & potential system malfunctions.

### Centralized lubrication greasing points

To make maintenance easier.

## ■ Engine

Designed to deliver superior performance and fuel efficiency, the Cummins Stage V diesel engine fully meets the emissions regulations. To optimize machine performance, the engine uses high-pressure fuel injectors, VGT™ turbocharger inter-cooler and electronic engine controls. 4-Cycle Water-Cooled, turbocharged, Selective Catalytic Reduction (SCR) with a Diesel Particulate Filter (DPF).

XE155ECR	
Model	Cummins B4.5
No. of cylinders	6
Rated power at 2200 rpm (SAE J1995)	90 kW (121 hp) at 2200RPM
Max. torque at 1500 rpm	500
Idle (low - high)	700 - 1200 rpm
Piston displacement	273 in³(4.5L)
Bore × stroke	107mm × 124 mm
Starter	24 V × 4.8 kW
Batteries - Alternator	2 × 12 V-70 A/24 V
Air filter	"Donaldson the latest PSD air filter and pre-filtered dust separator"

## ■ Undercarriage

Extremely robust construction throughout - made of high-quality, durable materials, with all welded structures designed to limit stresses.

- Lifetime lubricated track rollers- Idlers and sprockets fitted with floating seals
- Track shoes made of induction-hardened alloy with triple grouser
- Heat-treated connecting pins
- Hydraulic track adjuster with shock-absorbing tension mechanism

### • Number of rollers and track shoes per side

XE155ECR	
Upper rollers (standard shoe)	2
Lower rollers	7
Number of links & shoes per side	46
Link pitch	171
Overall track length	3733

## ■ Weight

	Shoe width (mm)	Operating weight (t)	Ground pressure (kgf/cm²)
Triple grouser	500(Std)	16600	0.424
	600	16670	0.355
	700	16850	0.307

## ■ Component weights

Item	Unit	XE155ECR	Remarks
Upper structure without front	kg	9000	With counterweight
Lower structure assembly	kg	5470	500mm shoe
Front assembly	kg	2130	Without cylinder
Counterweight	kg	3300	
Boom	mm / kg	4600/904	not Including bushing
Arm	mm / kg	2520/435	not Including bushing

## ■ Hydraulic system

The XICS (XCMG intelligent Control System) is the brain of the excavator - minimizing fuel consumption and enabling the efficiency of the hydraulic system to be optimized for all working conditions. To harmonize the operation of the engine and the hydraulics, the XICS is connected to the engine's electronic control unit (ECU) via a data transfer link.

- The hydraulic system enables independent or combined operations - 2 travel speeds offer either increased torque or high speed
- Cross-sensing pump system for fuel savings - Auto-deceleration system
- 7 attachment modes, 3 power modes - Flow and pressure control of auxiliary hydraulic circuits from control panel
- Computer-aided pump flow control

### • Pump flow and system pressure

XE155ECR	
Main pumps, type:	"2 × variable displacement tandem axial piston pumps"
Maximum flow at 1800 rpm	2 × 113.4l/min
Pilot pump, type:	Gear pump
Maximum flow at 1800 rpm	18 l/min
Relief valve settings:	
Pressure up	350/380 kg/cm²
Travel	350 kg/cm²
Swing	255 kg/cm²
Pilot	40 kg/cm²

## ■ Hydraulic cylinders

High-strength steel piston rods and cylinder bodies. Shock-absorbing mechanism fitted in all cylinders for shock-free operation and extended piston life.

Cylinders	Quantity	Bore × rod diameter × stroke (mm)
boom	2	105 × 70 × 941
Arm	1	120 × 80 × 1120
Bucket	1	100 × 70 × 852

## ■ Swing mechanism

The swing mechanism uses an axial piston motor, driving a 2-stage planetary reduction gear bathed in oil for maximum torque.

- Swing bearing: single-row, shear type ball bearing with induction hardened internal gear
- Internal gear and pinion immersed in lubricant

### • Swing speed & torque

XE155ECR	
Maximum swing speed	11.3 rpm
Maximum swing torque	34 kN.m

## ■ Drive

Each track is driven by an independent, high-torque axial piston motor through a planetary reduction gearbox. Two levers / foot pedals guarantee smooth travel with counter-rotation on demand.

The track frame protects the travel motor, brake and planetary gears. The multi-disc track brakes are spring-applied and hydraulic released.

### • Speed & traction

XE155ECR	
Travel speed (low - high)	2.9- 4.7 km/h
Maximum traction	13.4 ton
Maximum gradeability	35° / 70%

## ■ Fluid capacities

XE155ECR	
Fuel tank	200 L
Cooling system (radiator)	18.9 L
Urea (def) tank	16.9 L
Hydraulic oil tank	90 L
Engine oil	11 L
Swing drive	1.8
Travel device	2 × 2.1

## ■ Cab

The air-conditioning and heating systems are integrated for optimal climate control. An automatically-controlled fan supplies the pressurized and filtered cab air, which is distributed throughout the cab from multiple vents. The heated air suspension, adjustable operator's seat includes a seat belt. The operator can adjust the ergonomic seat and joystick console separately according to his preferences.

### • Noise emission

XE155ECR	
Noise level LpA(IOS 6396)	71 dB(A)
Noise level LwA(IOS 6395)	101 dB(A)

## ■ Buckets

Bucket Type	Capacity (m³) SAE	Width (mm)		Weight (kg)	boom 4.6m	
		With side cutters	W/O side cutters		arm 2.52m	arm 2.1m
GP	0.32	/	600	376	A	A
	0.4	880	822	430	A	A
	0.6	1096.9	1040.2	501	A	A
	0.7	1239	1182.2	539	A	A
	0.52	1012	1012	497	A	A
HD	0.55	1040	1040	515	A	A
	0.6	1112.4	1112.4	528	A	A
	0.65	1160	1160	538	A	B
SD	0.7	1258.4	1258.4	569	B	C
	0.52	930	930	513	A	A

### GP: General purpose; HD: Heavy duty; SD: Severe duty;

A: Suitable for materials with a density less than or equal to 2100 kg/m³;

B: Suitable for materials with a density less than or equal to 1800 kg/m³;

C: Suitable for materials with a density less than or equal to 1500 kg/m³;

Based on ISO 10567 and SAE J296, arm length without quick-coupler. For reference only.

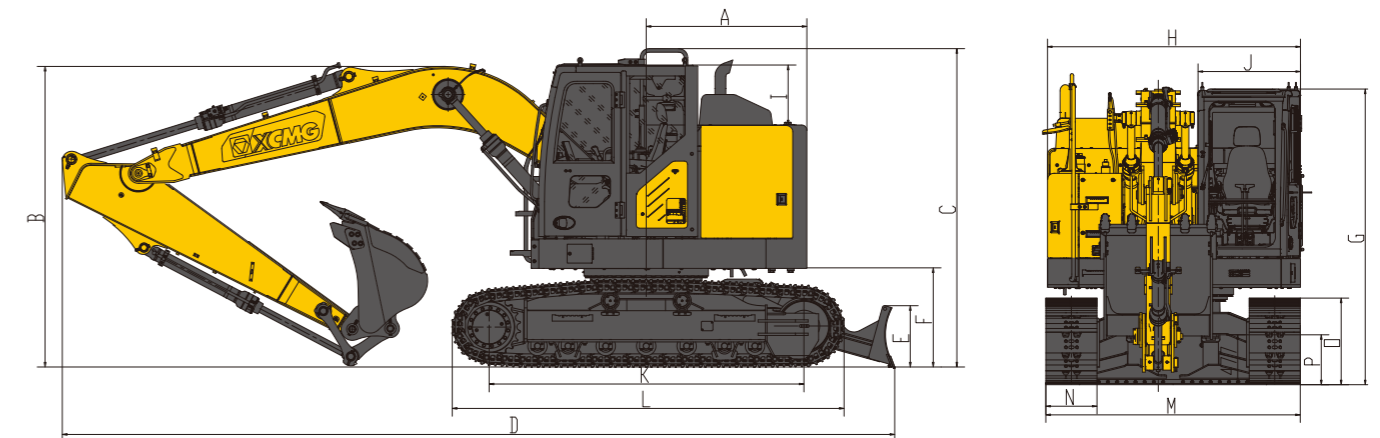


## Standard track width: 2490 mm · W/O Bucket

Unit: 1000 kg	A	Chassis Frame	1.5 m		3.0 m		4.5 m		6.0 m		Max. reach	
	B	Attachment										
One-piece boom 4.6 m Arm 2.52m Shoe 500 mm Counterweight 2.8 t	7.5m	Dozer up			*3.56	*3.56					*2.66	*2.66
		W/O dozer			*3.56	*3.56					*2.66	*2.66
	6.0 m	Dozer up					*3.27	*3.27			*2.14	*2.14
		W/O dozer					*3.27	*3.27			*2.14	*2.14
	4.5 m	Dozer up			*3.78	*3.78	*4.32	*3.7	*3.18	2.36	*2.02	*2.02
		W/O dozer			*3.78	*3.78	*4.32	*3.7	*3.18	2.36	*2.02	*2.02
	3.0 m	Dozer up			*7.36	*7.36	*5.37	3.82	4.14	2.52	*2.01	*2.01
		W/O dozer			*7.36	*6.96	*5.37	3.82	3.68	2.25	*2.01	1.82
	1.5 m	Dozer up			*8.26	*6.38	*6.36	3.57	4.14	2.38	*2.08	*1.91
		W/O dozer			*8.26	*6.14	5.67	3.41	3.56	2.24	*2.08	*1.78
	0.0 m	Dozer up			*7.22	*6.44	6.08	3.42	4.12	2.34	*2.34	1.84
		W/O dozer			*7.22	*5.88	5.42	3.18	3.56	2.2	*2.34	1.71
-1.5 m	Dozer up		*5.24	*5.24	*10.55	*6.32	6.18	3.46	4.06	2.28	*2.85	2.12
	W/O dozer		*5.24	*5.24	*10.55	*5.92	5.2	3.28	3.52	2.08	*2.85	2.02
-3.0 m	Dozer up		*9.04	*9.04	*8.46	*6.33	*6.12	3.44			*4.08	2.72
	W/O dozer		*9.04	*9.04	*8.46	*6.14	5.56	3.26			*4.08	2.52

: Rating over front  
 : Rating over side or 360°

\* : = The nominal loads are based on hydraulic capacity. Lifting capacities are in compliance with ISO 10567-2007[E].



## Dimensions

XE155ECR		One-piece boom
Boom length - mm		4600
Arm length - mm		2520
Bucket capacity - m³		0.65
A	Tail swing radius - mm	1530
B	Shipping height (boom) - mm	2860
C	Shipping height (guardrail) - mm	3030
D	Shipping length - mm	7924
E	Blade height - mm	2490
F	Counterweight clearance - mm	944
G	Height over cab - mm	2885
H	Upperstructure width - mm	2476
I	Cab height above enginehood - mm	1947
J	Cab width - mm	994
K	Tumbler distance - mm	3839
L	Track length - mm	3733
M	Undercarriage width - mm	2490
N	Shoe width std. - mm	500
O	Track height - mm	836
P	Ground clearance - mm	476

## Digging forces (ISO)

XE155ECR		One-piece boom
Boom length - mm		4600
Arm length - mm		2520
Bucket capacity - m³		0.65
BUCKET (Normal/Press. Up) - ton		99/107
ARM (Normal/Press. Up) - ton		70.6/73.4



quick coupler



Breaking Hammer



Vehicle Disassembly Scissors



Log Grapple



Lotus Grabber



Olecranon scissors



Pile Hammer



Breaking Hammer



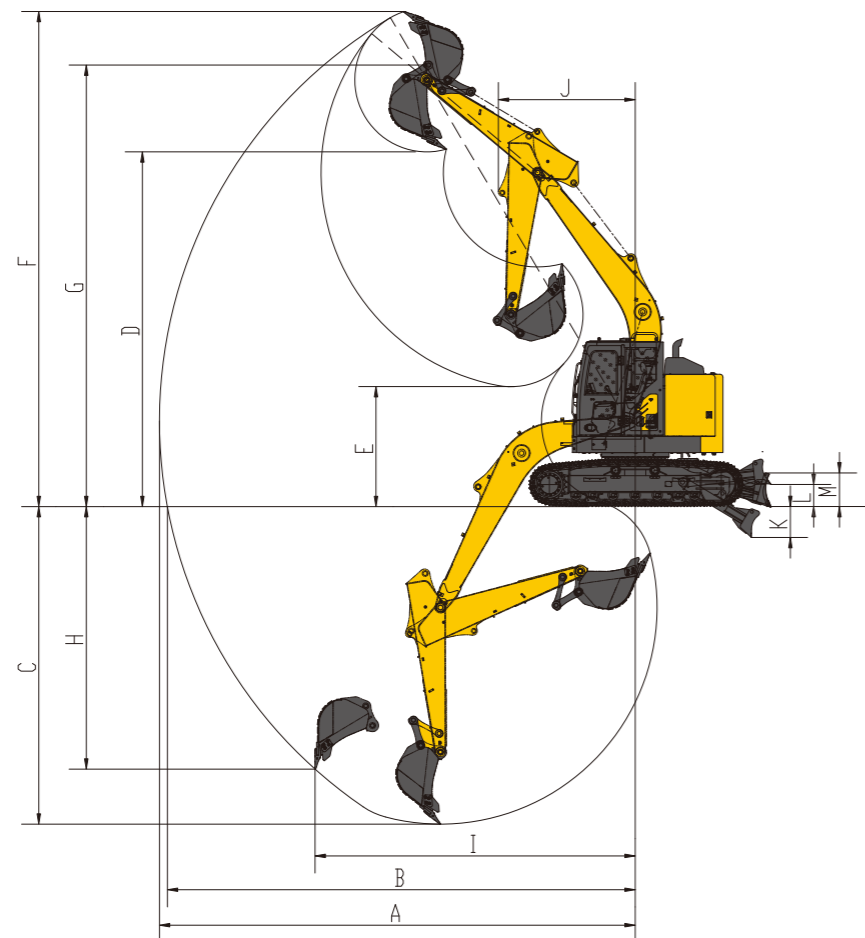
Hydraulic Shears



Vibratory Rammer



Crushing Tongs



## Working range

XE155ECR		One-piece boom
Boom length - mm		4400
Arm length - mm		2520
Bucket capacity - m <sup>3</sup>		0.65
A	Max. digging reach - mm	8295
B	Max. digging reach (ground) - mm	8155
C	Max. digging depth - mm	5535
D	Max. unloading height - mm	6185
E	Min. unloading height - mm	2088
F	Max. digging height - mm	8650
G	Max. bucket pin height - mm	7449
H	Max. vertical wall depth - mm	4697
I	Max. radius vertical - mm	5452
J	Min. swing radius - mm	2475
K	Max. Blade depth - mm	523
L	Max. Blade height - mm	383
M	Blade height - mm	472

## Engine

AD Blue	●
Automatic preheating	●
Fuel-water separator with water level indication sensor	●
Fuel-water separator with heater [24V]	○
Axial seal air cleaner	●
Air prefilter	●
50 C high temperature ambient cooling assembly	●
Dust screen for radiator	○
Fuel marker	●
Oil-water quick release device	●
Electronically controlled silicone oil clutch	○
Fuel breather valve	●
Air filter service indicator	●
Auto-idle function	●

## Hydraulic System

Auxiliary hydraulic valve	●
One & two way hydraulic line for hammer&thumb plier	●
Hydraulic quick coupler lines	●
Tilting and rotating lines	●
Hydraulic oil ISO VG 46	●
Hydraulic oil ISO VG 32	○
Hydraulic oil ISO VG 68	○
Right electric proportional button handle	●
Left electric proportional button handle	●
Spare valve plate	●
Gauge pressure monitoring	●

## Cab & Interior

Pressurised cab	●
Air suspension seat with heater	●
Control box	●
Rain visor	●
Front windshield divided 70/30 ratio	●
Double laminated windshield and other toughened windows	○
Sliding fold-in front window	●
Bi-directional air outlet air conditioner with defroster[pressurization function]	●
"Colour LCD liquid crystal display capable of displaying warning information,filter / liquid replacement information and working hours"	●
Travel control pedal with detachable manual control lever	●
Double stereo speaker	●
Cup holder	●
Coat hook	●
Floor mat	●
Retractable seat belt [51 mm [ 2" ] wide]	●
High and low gears shift	●
One-key boost mode	●
Reserve switch for working aids	●
Sunlight protection,roof	●
Top sunroof	●
Windshield wiper with intermittent feature	○
File packet	●
Rear window emergency exit	●
Hammer for emergency escape	●

## Undercarriage

Double roll clamps on the left and right of the track	●
2x46 Joint track, 2x7bottom roller	●
2x2 top roller	●
Bottom frame traction ring	●
500 mm [20"] triple grouser track shoes	●
Protective device kit: undercarriage bottom sealing plate, travel motor sealing plate	●
600 mm [24"] triple grouser track shoes	○
700 mm [28"] triple grouser track shoes	○
500 mm [20"] Track rubber block	○

## Working device

Boom 4.6m	●
Arm 2.52m	●
0.65m <sup>3</sup> Reinforced bucket	●
Arm 3.0m	○
0.52 m <sup>3</sup> Rock bucket	○
0.52 m <sup>3</sup> Reinforced bucket	○
0.32/0.4/0.72 Earthwork bucket	○

## Electronic system

Battery [2x 600 CCA, 2X70Ah]	●
70A 24VDC generator	●
4.8 kW starter motor	●
24V Cigarette lighter	○
12V Cigarette lighter	○
5V USB interface	○
Emergency stop	●
Right-view camera	○
Rear-view camera	●
360° full range image	○
AM-FM radio with digital display	●
Travel buzzer with switch	●
Beacon lamp	●
LED light-2 working lights in front of cab	●
LED light-1 rear working lights of cab	●
2 LED working device headlamps	●
12V power interface	●
Ceiling light	●

## Counterweight

3.3 t counterweight	●
---------------------	---

## Lubrication system

Arm concentration	●
-------------------	---

## Safety

Driving door locks and cabin locks	●
Alarm horn	●
Quickcoupler switch with buzzer	●
Isolation plate between engine and oil pump chamber	●
Battery circuit breaker	●
Overheat alarm	●
Safety handrails and pedals	●
Anti-skid plate/ anti-skid paste	●
Hydraulic safety locking lever	●
Right and left rear-view mirrors	●
Counterweight rear-view mirrors	○
Safety valves for boom cylinders	●
Safety valve for arm cylinder	●
Roll over protective structure [ROPS]	●
Falling objects protective structure [FOPS]	○
Safety net on the front lower windshield	○

Standard: ●  
Optional: ○

Some of these options/equipment may not be available for certain markets. Please contact your local XCMG dealer for more information on availability or to customise your machine to suit your application requirements.



XCMG approved attachments



Genuine parts



Extension of warranty



Financial solutions



Maintenance contract



Telematics



Monitoring systems

## Professional Integrated Complete Solutions

XCMG group has built a strong reputation based on the quality, reliability and durability of its construction machinery. What's more, XCMG has gradually established a service network to constantly provide its local integrated and highly efficient complete solutions for all users.

## Full range of services ready for you

In order to respond to your needs as fast as possible, XCMG experts are on their way to your job site from one of our facilities near you. Full range of services are available in order to reduce your total cost of ownership and increase your revenue.



## XCMG Global Spareparts System



Mobile cranes



Excavators



Aerial work platforms



Wheel loaders



Road machinery

