








# SNEEUWSCHUIF

*Schneeräumschild - Lame a neige - Snow blade*



**SSV**

						
SSV 220	205-220	75	CAT.II	50-100	360	<b>2.550,-</b>
SSV 250	225-250	75	CAT.II	50-100	400	<b>2.735,-</b>
SSV 300	262-300	75	CAT.II	50-100	480	<b>2.820,-</b>